



ST PATRICK'S  
— Roman Catholic High School —

# NEW YEAR 11 INFORMATION EVENING 2026

PARENT HANDBOOK

**“I can do all things through Christ who strengthens me.”  
Philippians 4:13**

# CONTENTS

---

1. Parental support
2. How to cope with exam stress
3. Revision tips
  - a. Revision - the St Patrick's Way
4. Online learning platforms
5. Blank revision timetables
6. CORE subject useful information
7. Calendar of events (draft)
8. How do I know if my child is on track?
9. Summer work 2026
10. Key contacts

# 1. PARENTAL SUPPORT

---

**What can you do to support your child during Year 11 in his/her preparations for the public examinations in 2027?**

**1. Make sure your child attends school every day - poor attendance is a major factor in under-achievement.**

*Did you know, attendance of 95% for the year is equal to 10 days of absence? That is 2 full school weeks of your child's missed learning for that year.*

**2. Make sure your child arrives to school on time.**

*Form time and assemblies are an integral part of the school day. They are used to give out essential information and messages, and deliver some of our PSHE Curriculum. Targeted interventions can also run during this time.*

**3. Ensure any routine medical appointments are made outside of school hours.**

*We know that routine medical check-ups and appointments are necessary but where possible please make these appointments for outside of school hours (before 8:30am or after 4:00pm). This takes into account any period 6 intervention sessions.*

**4. Check Class Charts regularly for key messages and homework schedules.**

*Checking class Charts regularly ensures you don't miss any key messages and reminders from school. It also allows you to keep track of your child's homework schedule, achievement points, behaviour points and sanctions. This will be our main platform for communicating with parents.*

**5. Ensure your child has access to a quiet space at home that is conducive for work and revision.**

*Removing distractions such as mobile phones and encouraging them to work where they won't be disturbed will help with concentration and deep learning. REMOVE THE TEMPTATION, REMOVE THE DISTRACTION.*

# 1. PARENTAL SUPPORT

---

**6. Remember that school holidays are only a break from attending school and pupils should not see it as a break from work.**

*It is recommended that pupils complete between 14 and 21 hours of additional study and/or revision each week in order to best prepare themselves for the demands of the GCSE examinations. This includes during the school holidays.*

*Helping your child to complete a revision timetable to plan their time, especially during the school holidays can be useful to keep them focused and motivated. Use the templates in this pack to help them organise their time.*

**7. Encourage your child to take advantage of all of the extra facilities offered in support of their studies.**

*Extra classes are often offered; these may be at lunch time or after school or even in the holidays. If invited to attend then your child's teacher feels that your son/daughter's attendance is necessary in order to improve their knowledge, understanding and skills in their subject area. Please support us by ensuring they attend.*



If you have any concerns at all about your child this year, then your first point of contact should be with their Form Tutor. Don't let it drift until it becomes too late.

We will advise you as often as you need it...that is what we are here for!

# 2. HOW TO COPE WITH EXAM STRESS

Resources by

**student  
minds**

## Keep it in perspective

- Lots of people will tell you this, because it's true - exams aren't everything. Whatever happens in your exams, you can still be successful in life afterwards. So if you don't do as well as you'd hoped, try to keep things in perspective.
- Employers don't just look at your exam scores. They're just as interested in your attitude, your transferable skills and how well you'll get on with other people.
- Exam success doesn't define you as a person. Everyone copes differently in different situations and there's so much more to your personality than how well you can respond to an exam.
- Think about how far you've come already. You've already done incredibly well to get to university, and stopping or failing exams at this point isn't 'throwing away' your past success.
- Once you've done an exam, try to forget about it. There's nothing you can do about it, and worrying won't change your mark.

## Get into some good habits

- These habits will help you concentrate as well as reducing stress:
- Take frequent breaks. Psychologists say we can only concentrate properly for 30-45 minutes. You could use a technique like Pomodoro, that helps you to take regular breaks. When you do take a break make sure you don't stay at your desk, you could go for a walk or even just make a cup of tea!
- Eat well. Keep a good blood sugars level to avoid highs and lows of energy, by eating slow-release foods like bread, rice, pasta, fruit and veg.
- Drink lots of water. People often underestimate how much hydration helps!
- Think about when and where you work best. Not everyone is a morning person, and some people don't find the library a productive place to work. There's no one best place or time to work - it's about what works for you.
- Keep active. Even a short walk will do. Exercising is one of the quickest and most effective ways to de-stress. Fresh air will clear your head and perk you up.
- Try to get about 8 hours' sleep a night. If you're stressed about not being able to sleep, there are lots of ways to aid a good night's sleep.
- Find activities that help you relax. Maybe it's a hot bath, watching a TV show, or a creative activity. Schedule this down-time into your timetable.

## Get that organised feeling

- Picture your exams as a time-bound project. Are the exams 60 days away? That's your 60-day challenge. Best of all, there's a definite end point.
- Work out the basics: which exams you have, how the marks are allocated, and how much you have to learn for each one. Don't expect to learn everything; but having in mind where you'll get the marks can help you prioritise.
- Break your revision down into small chunks, and form a plan. Once you've got a plan, you won't have any more dilemmas at the start of the day about what to work on.
- Schedule in plenty of free time to unwind, and protect this time. Nobody can work all day every day. If you give yourself plenty of rest you can do the same amount of work in half the time or less.
- Equally, don't panic if you go slightly off schedule - tomorrow is another day.

# 2. HOW TO COPE WITH EXAM STRESS

---

## Avoid bad habits

- Don't set yourself ridiculous goals. Nobody can revise 10 topics in a day! Avoid setting the day up to be a disappointment.
- Don't cut out all the enjoyment from your life. It's tempting to decide you'll just knuckle down to work and "focus", but this is counterproductive - it's impossible to focus without giving your brain rest by doing other activities.
- Avoid stimulants. Caffeine, alcohol and drugs impede your energy and concentration in the long term. It'll also make it more difficult to get that much-needed sleep.

## Get support from friends and family

- Don't be put off by friends saying that they are doing huge amounts of revision. As already mentioned, that's probably not actually a productive or efficient way of working long term. One of the key reasons people feel exam stress is due to comparing themselves to other people.
- If you can, discuss with your parents what they are expecting you to achieve. Parents with steep or unrealistic expectations will just add unnecessary pressure. It's helpful to let them know what you think you have the capacity to achieve, and to insist that the best way to get there is to have support from your parents, not pressure.
- If you're feeling really worried or anxious, chat to a good friend, family member, or tutor. It helps to get it out of your system, and they may well be able to help think about practical strategies to deal with exam stress.

Lastly, if you're feeling overwhelmed or are finding it difficult to cope with the stress around exams, make sure you **get support**. Take a look at our support section for the services you can access nationally and on campus, <http://www.studentminds.org.uk/supportforme.html>.

# 3. REVISION TIPS

## 1 Start as early as you can

Cramming at the last minute is stressful and has limited success.



## 2 Make a plan

Work out how much time you have and how long you can spend on each subject.



## 3 Create a suitable space

Find a quiet spot away from distractions and keep your things all in one place.



## 4 Use methods best for you

Choose the most appropriate revision methods and try to use a mixture for best results.



## 5 Take regular breaks

It is possible to work too hard! Your brain needs a rest to help it process information.



## 6 Revise with a friend

Talking through what you've learned can help information stick.



## 7 Use past papers

These are a great way of getting used to the exam format and testing what you've learned.



## 8 Eat healthily

Certain foods boost your brainpower and will make you remember more.



# THE ST PATRICK'S WAY

## EFFECTIVE STUDY SKILLS



### Study Schedule



Knowing when you can set time aside each week to complete revision and homework, will help you stay on top of your workload and manage your time effectively.

↓ The more consistent you are at sticking to your schedule, the more you will achieve!

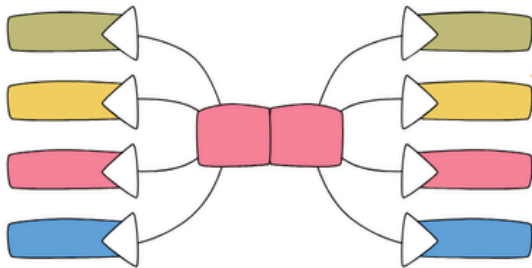


### Flash Cards



Flash cards are one of the most effective and efficient ways to study and learn lots of information by heart. They work in all of your subjects. Use them to learn key words and definitions, vocabulary, quotations, causes and effects, processes, equations and much more!

### Mind Maps



Mind maps mirror the way in which our brains think, which makes them the perfect study tool for remembering how ideas or concepts within a topic link together. They are most effective when hand drawn, using different colours for each section and contain a summary of the most important bits of learning.

### Retrieval Practice



Retrieval practice is fantastic for long term learning. Regular (spaced) retrieval helps you identify what you know well, and what you don't know yet, ensuring you spend more time on the things you need to. This transfers more knowledge into your long term memory over time.

“Be who God meant you to be and you will set the World on fire”  
Saint Catherine of Siena

# 4. ONLINE LEARNING PLATFORMS

---

<b>Platform</b>	<b>Subject</b>	<b>Link</b>
BBC Bitesize	<i>Various</i>	<a href="#"><u>Home - BBC Bitesize</u></a>
Seneca	<i>Various</i>	<a href="https://senecalearning.com/en-gb/"><u>https://senecalearning.com/en-gb/</u></a>
Study Rocket	<i>Various</i>	<a href="https://studyrocket.co.uk/"><u>https://studyrocket.co.uk/</u></a>
Revisely	<i>Various</i>	<a href="https://www.revisely.com/"><u>https://www.revisely.com/</u></a>
Corbett Maths	<i>Maths</i>	<a href="https://corbettmaths.com/"><u>https://corbettmaths.com/</u></a>
Maths Watch	<i>Maths</i>	<a href="#"><u>MathsWatch</u></a>
Maths Genie	<i>Maths</i>	<a href="https://www.mathsgenie.co.uk/"><u>https://www.mathsgenie.co.uk/</u></a>
Spark Notes	<i>English</i>	<a href="https://www.sparknotes.com/"><u>https://www.sparknotes.com/</u></a>
Lit Charts	<i>English</i>	<a href="https://www.litcharts.com/"><u>https://www.litcharts.com/</u></a>
Cognito	<i>Science &amp; Maths</i>	<a href="https://cognitoedu.org/home"><u>https://cognitoedu.org/home</u></a>
Languagenut	<i>French &amp; Spanish</i>	<a href="https://www.languagenut.com/en-gb/"><u>https://www.languagenut.com/en-gb/</u></a>
Health & The People	<i>History</i>	<a href="#"><u>Health and the People (ncl.ac.uk)</u></a>
Business Ed	<i>Business Studies</i>	<a href="#"><u>BusinessEd - Home</u></a>
Two Teachers	<i>Business Studies</i>	<a href="https://www.twoteachers.co.uk/"><u>https://www.twoteachers.co.uk/</u></a>
MrMcMillanREvise	<i>RE</i>	<a href="#"><u>MrMcMillanREvis - YouTube</u></a>



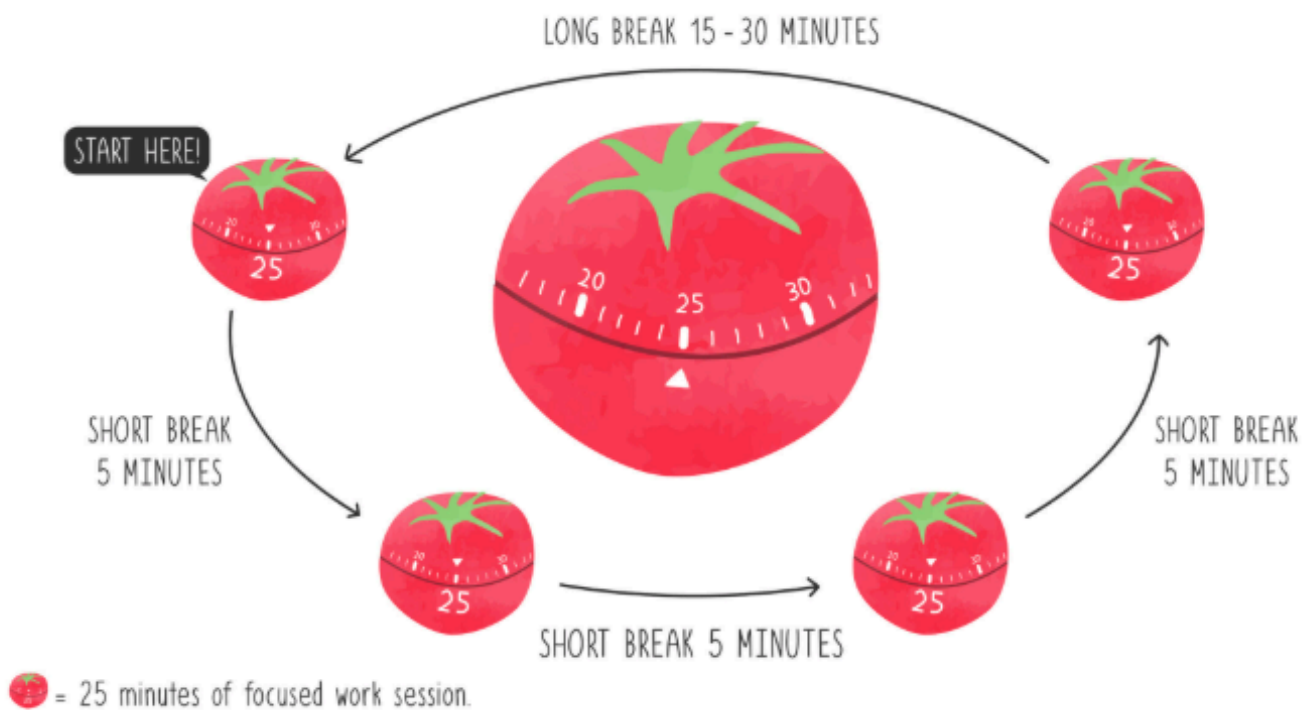
# 5. STUDY / REVISION TIMETABLES

---

Pupils should have a study timetable in place from September. This will help them to keep on top of homework, and facilitate their ongoing independent study.

We recommend the **Pomodoro Technique** for home learning and independent study:

## THE **POMODORO** TECHNIQUE



	MONDAY	TUESDAY	WEDNESDAY	THURSDAY	FRIDAY	SATURDAY	SUNDAY
09:00 AM							
10:00AM							
11:00AM							
12:00PM							
13:00 PM							
14:00 PM							
15:00 PM							
16:00 PM							
17:00PM							
18:00 PM							
19:00 PM							
20:00 PM							
21:00 PM							


	MONDAY	TUESDAY	WEDNESDAY	THURSDAY	FRIDAY	SATURDAY	SUNDAY
09:00 AM							
10:00AM							
11:00AM							
12:00PM							
13:00 PM							
14:00 PM							
15:00 PM							
16:00 PM							
17:00PM							
18:00 PM							
19:00 PM							
20:00 PM							
21:00 PM							

	MONDAY	TUESDAY	WEDNESDAY	THURSDAY	FRIDAY	SATURDAY	SUNDAY
09:00 AM							
10:00AM							
11:00AM							
12:00PM							
13:00 PM							
14:00 PM							
15:00 PM							
16:00 PM							
17:00PM							
18:00 PM							
19:00 PM							
20:00 PM							
21:00 PM							

	MONDAY	TUESDAY	WEDNESDAY	THURSDAY	FRIDAY	SATURDAY	SUNDAY
09:00 AM							
10:00AM							
11:00AM							
12:00PM							
13:00 PM							
14:00 PM							
15:00 PM							
16:00 PM							
17:00PM							
18:00 PM							
19:00 PM							
20:00 PM							
21:00 PM							


# 6. CORE SUBJECT IMPORTANT INFORMATION

## English Literature required texts



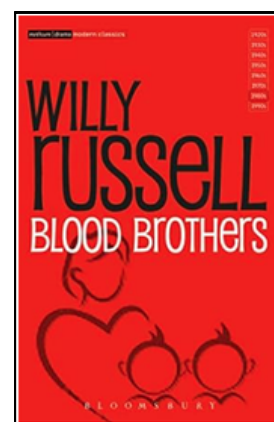
### Macbeth

by William Shakespeare



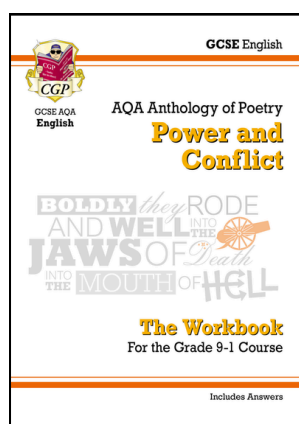
### A Christmas Carol

by Charles Dickens



### Blood Brothers

by Willy Russell



### Poetry Anthology

provided by the School

## Key websites to support revision:

- Macbeth:** <https://www.sparknotes.com/shakespeare/macbeth/>  
**A Christmas Carol:** <https://www.sparknotes.com/lit/christmascarol/>  
**Blood Brothers:** <https://www.bbc.com/bitesize/topics/zxv7sg8>  
**Analysing poetry:** <https://www.bbc.com/bitesize/topics/ztbsp39>

## All texts/GCSE Language revision:

<https://www.senecalearning.com/>

## Useful YouTube channels:


- Mr Bruff:** <https://www.youtube.com/@mrbruff>  
**Glow Up Your Grades:** <https://www.youtube.com/@glowupyourgrades>  
**Comics and Lit:** <https://www.youtube.com/@ComicsandLit>

## Additional websites to support regular reading and writing practice:


- <https://www.theguardian.com/uk/commentisfree>  
<https://www.newyorker.com/tag/short-stories>  
<https://www.poetryfoundation.org/poems/poem-of-the-day>  
<https://blog.reedsy.com/creative-writing-prompts/>

# 6. CORE SUBJECT IMPORTANT INFORMATION

**MathsWatch** - Revision lessons just a click away . . .

Subject Content		Grade 1	
<b>Number</b>		Place Value . . . . .	1
<b>Algebra</b>		Ordering Integers . . . . .	2
<b>Ratio, Proportion, Rates of Change</b>		Ordering Decimals . . . . .	3
<b>Geometry and Measures</b>		Reading Scales . . . . .	4
<b>Probability and Statistics</b>		Simple Mathematical Notation . . . . .	5
<b>Grades that will be examined:</b>		Interpreting Real-Life Tables . . . . .	6
Higher	1 2 3 4 5 6 7 8 9	<b>Introduction to Algebraic Conventions</b> . . . . .	7
Foundation	1 2 3 4 5	<b>Coordinates</b> . . . . .	8
<p>You will find some formulas and information in this insert. It will be very helpful to learn it all, off-by-heart for your exam.</p>		Simple Geometric Definitions . . . . .	9
		Polygons . . . . .	10
<p>Area of a circle = <math>\pi r^2</math> Circumference of a circle = <math>2\pi r</math></p> 		Symmetries . . . . .	11
		Tessellations and Congruent Shapes . . . . .	12
		Names of Angles . . . . .	13
		<b>The Probability Scale</b> . . . . .	14
		<b>Tally Charts and Bar Charts</b> . . . . .	15
		<b>Pictograms</b> . . . . .	16
		<b>Addition/Subtraction</b>	
		$(++)$ becomes +	eg. $5 - (-3) = 5 + 3$
		$(--)$ becomes +	
		$(+-)$ becomes -	eg. $5 + (-3) = 5 - 3$
		$(-+)$ becomes -	
		<b>Multiplication/Division</b>	
		$(+) \times (+)$ becomes +	eg. $(-5) \times (-3) = 15$
		$(-) \times (-)$ becomes +	
		$(+) \times (-)$ becomes -	eg. $(-5) \times 3 = -15$
		$(-) \times (+)$ becomes -	

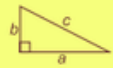
**MathsWatch** - Revision lessons just a click away . . .

Grade 2	
Adding Integers and Decimals . . . . .	17
Subtracting Integers and Decimals . . . . .	18
Multiplying Integers . . . . .	19
Dividing Integers . . . . .	20
Inverse Operations . . . . .	21
Money Questions . . . . .	22
Negatives in Real Life . . . . .	23
Introduction to Fractions . . . . .	24
Equivalent Fractions . . . . .	25
Simplifying Fractions . . . . .	26
Half-Way Values . . . . .	27
Factors, Multiples and Primes . . . . .	28
Introduction to Powers/Indices . . . . .	29
Multiply and Divide by Powers of 10 . . . . .	30
Rounding to the Nearest 10, 100 etc . . . . .	31
Rounding to Decimal Places . . . . .	32
Simplifying - Addition and Subtraction . . . . .	33
Simplifying - Multiplication . . . . .	34
Simplifying - Division . . . . .	35
Function Machines . . . . .	36
Generating a Sequence - Term to Term . . . . .	37
Introduction to Ratio . . . . .	38
Using Ratio for Recipe Questions . . . . .	39
Introduction to Percentages . . . . .	40
Value for Money . . . . .	41
Introduction to Proportion . . . . .	42
<b>Prime Numbers</b>	
2, 3, 5, 7, 11, 13, 17, 19, 23, 29, . . .	
Each prime number has exactly two factors.	
Properties of Solids . . . . .	43
Nets . . . . .	44
Angles on a Line and at a Point . . . . .	45
Measuring and Drawing Angles . . . . .	46
Drawing a Triangle Using a Protractor . . . . .	47
Reflections . . . . .	48
Rotations . . . . .	49
Translations . . . . .	50
Plans and Elevations . . . . .	51
Perimeters . . . . .	52
Area of a Rectangle . . . . .	53
Area of a Triangle . . . . .	54
Area of a Parallelogram . . . . .	55
Area of a Trapezium . . . . .	56
Frequency Trees . . . . .	57
Listing Outcomes . . . . .	58
Calculating Probabilities . . . . .	59
Mutually Exclusive Events . . . . .	60
Two-Way Tables . . . . .	61
Averages and the Range . . . . .	62
Data - Discrete and Continuous . . . . .	63
Vertical Line Charts . . . . .	64
Frequency Tables and Diagrams . . . . .	65
<p>Area of a triangle = <math>\frac{b \times h}{2}</math></p> 	
<p>Area of trapezium = <math>\frac{1}{2}(a + b)h</math></p> 	


**MathsWatch** - Revision lessons just a click away . . .

Grade 3	
Multiplying Decimals . . . . .	66
Dividing Decimals . . . . .	67
Four Rules of Negatives . . . . .	68
Listing Strategies . . . . .	69
Comparing Fractions . . . . .	70
Adding and Subtracting Fractions . . . . .	71
Finding a Fraction of an Amount . . . . .	72
Multiplying Fractions . . . . .	73
Dividing Fractions . . . . .	74
BODMAS/BIDMAS . . . . .	75
Reciprocals . . . . .	76
Calculator Questions . . . . .	77
Product of Primes . . . . .	78
Highest Common Factor (HCF) . . . . .	79
Lowest Common Multiple (LCM) . . . . .	80
Squares, Cubes and Roots . . . . .	81
Working with Indices . . . . .	82
Standard Form . . . . .	83
Decimals and Fractions . . . . .	84
Fractions, Percentages, Decimals . . . . .	85
Percentage of an Amount (Calc.) . . . . .	86
Percentage of an Amount (Non-Calc.) . . . . .	87
Change to a Percentage (Calc.) . . . . .	88
Change to a Percentage (Non-Calc.) . . . . .	89
Rounding to Significant Figures . . . . .	90
Estimating Answers . . . . .	91
Using Place Value . . . . .	92
Expanding Brackets . . . . .	93
Simple Factorisation . . . . .	94
Substitution . . . . .	95
Straight Line Graphs . . . . .	96
The Gradient of a Line . . . . .	97
Drawing Quadratic Graphs . . . . .	98
Sketching Functions . . . . .	99
Solving Equations Using Flowcharts . . . . .	100
Subject of a Formula Using Flowcharts . . . . .	101
Generate a Sequence from $n$ th Term . . . . .	102
Finding the $n$ th Term . . . . .	103
Special Sequences . . . . .	104
Exchanging Money . . . . .	105
Sharing Using Ratio . . . . .	106
Ratios, Fractions and Graphs . . . . .	107
Increase/Decrease by a Percentage . . . . .	108
Percentage Change . . . . .	109
Reverse Percentage Problems . . . . .	110
Simple Interest . . . . .	111
Metric Conversions . . . . .	112
Problems on Coordinate Axes . . . . .	113
Surface Area of a Prism . . . . .	114
Volume of a Cuboid . . . . .	115
Circle Definitions . . . . .	116
Area of a Circle . . . . .	117
Circumference of a Circle . . . . .	118
Volume of a Prism . . . . .	119
Angles and Parallel Lines . . . . .	120
Angles in a Triangle . . . . .	121
Properties of Special Triangles . . . . .	122
Angle Sum of Polygons . . . . .	123
Bearings . . . . .	124
Experimental Probabilities . . . . .	125
Possibility Spaces . . . . .	126
Venn Diagrams . . . . .	127
Representing Data . . . . .	128
Scatter Diagrams . . . . .	129
Averages From a Table . . . . .	130


**MathsWatch** - Revision lessons just a click away . . .

Grade 4		Grade 5	
Index Notation . . . . .	131	Negative Indices . . . . .	154
Introduction to Bounds . . . . .	132	Error Intervals . . . . .	155
Midpoint of a Line on a Graph . . . . .	133	Mathematical Reasoning . . . . .	156
Expanding and Simplifying Brackets . . . . .	134	Factorising and Solving Quadratics . . . . .	157
Solving Equations . . . . .	135	The Difference of Two Squares . . . . .	158
Rearranging Simple Formulae . . . . .	136	Finding the Equation of a Straight Line . . . . .	159
Forming Formulae and Equations . . . . .	137	Roots and Turning Points of Quadratics . . . . .	160
Inequalities on a Number Line . . . . .	138	Cubic and Reciprocal Graphs . . . . .	161
Solving Linear Inequalities . . . . .	139	Simultaneous Equations Algebraically . . . . .	162
Simultaneous Equations Graphically . . . . .	140	Geometric Progressions . . . . .	163
Fibonacci Sequences . . . . .	141	Compound Interest and Depreciation . . . . .	164
Compound Units . . . . .	142	Ratio Questions . . . . .	165
Distance-Time Graphs . . . . .	143	Congruent Triangles . . . . .	166
Similar Shapes . . . . .	144	Sectors of a Circle . . . . .	167
Constructions Using Compasses . . . . .	145	Trigonometry . . . . .	168
Loc. . . . .	146	Spheres . . . . .	169
Drawing a Triangle Using Compasses . . . . .	147	Pyramids . . . . .	170
Enlargements . . . . .	148	Cones . . . . .	171
Tangents, Arcs, Sectors and Segments . . . . .	149	Frustums . . . . .	172
Pythagoras' Theorem . . . . .	150	Exact Trigonometric Values . . . . .	173
Simple Tree Diagrams . . . . .	151	Introduction to Vectors . . . . .	174
Sampling Populations . . . . .	152	Harder Tree Diagrams . . . . .	175
Time Series . . . . .	153	Stratified Sampling . . . . .	176
<b>The Laws of Indices</b>		<b>Pythagoras</b>	
$x^a \times x^b = x^{a+b}$		$a^2 + b^2 = c^2$	
$x^a \div x^b = x^{a-b}$			
$(x^a)^b = x^{ab}$			
$x^{-a} = \frac{1}{x^a}$		<b>Trigonometry</b>	
			

# 6. CORE SUBJECT IMPORTANT INFORMATION

 **MathsWatch** - Revision lessons just a click away . . .

Grade 6	Grades 8 and 9
Recurring Decimals to Fractions . . . . . 177	Upper and Lower Bounds . . . . . 206
Product of Three Binomials . . . . . 178	Surds . . . . . 207
Iteration - Trial and Improvement . . . . . 179	Perpendicular Lines . . . . . 208
Iterative Processes . . . . . 180	Completing the Square . . . . . 209
Enlargement - Negative Scale Factor . . 181	Algebraic Fractions . . . . . 210
Combinations of Transformations . . . . 182	Simultaneous Eqns with a Quadratic . . 211
Circle Theorems . . . . . 183	Solving Quadratic Inequalities . . . . . 212
Proof of Circle Theorems . . . . . 184	Finding the $n$ th Term of a Quadratic . . 213
Probability Using Venn Diagrams . . . . . 185	Inverse Functions . . . . . 214
Cumulative Frequency . . . . . 186	Composite Functions . . . . . 215
Boxplots . . . . . 187	Interpreting Graphs . . . . . 216
	Pythagoras in 3D . . . . . 217
	Trigonometry in 3D . . . . . 218
	Vectors . . . . . 219
<b>Grade 7</b>	
Fractional Indices . . . . . 188	<u>Fractional Indices</u>
Recurring Decimals - Proof . . . . . 189	$x^{\frac{a}{b}} = (\sqrt[b]{x})^a$
Rearranging Difficult Formulae . . . . . 190	<u>Surds</u>
Solving Quadratics with the Formula . . 191	$\sqrt{a} \times \sqrt{a} = a$
Factorising Hard Quadratics . . . . . 192	$\sqrt{a \times b} = \sqrt{a} \times \sqrt{b}$
Algebraic Proof . . . . . 193	<u>Quadratic Formula</u>
Exponential Functions . . . . . 194	$x = \frac{-b \pm \sqrt{b^2 - 4ac}}{2a}$
Trigonometric Graphs . . . . . 195	$\sqrt{\frac{a}{b}} = \frac{\sqrt{a}}{\sqrt{b}}$
Transformation of Functions . . . . . 196	<u>Sine Rule</u>
Equation of a Circle . . . . . 197	$\frac{a}{\sin A} = \frac{b}{\sin B} = \frac{c}{\sin C}$
Regions . . . . . 198	<u>Cosine Rule</u>
Direct and Inverse Proportion . . . . . 199	$a^2 = b^2 + c^2 - 2bc \cos A$
Advanced Ratio Questions . . . . . 200	<u>Histograms</u>
Similarity - Area and Volume . . . . . 201	frequency density
Sine and Cosine Rules . . . . . 202	= $\frac{\text{frequency}}{\text{class width}}$
Area of a Triangle Using Sine . . . . . 203	
And and Or Probability Questions . . . . 204	
Histograms . . . . . 205	

 **MathsWatch** - Revision lessons just a click away . . .

**MATHSWATCH COVERS EVERY TOPIC ON THE GCSE SYLLABUS**

*Grades that will be examined:*      *Grades that can be obtained:*

Higher      1 2 3 4 5 6 7 8 9	Higher      4 5 6 7 8 9
Foundation 1 2 3 4 5	Foundation 1 2 3 4 5

The Maths Grade 1 to 9 syllabus is split into 5 areas and 246 videos.

Number - 65 videos  
 Algebra - 64 videos  
 Ratio and Proportion - 23 videos  
 Geometry and Measures - 66 videos  
 Probability and Statistics - 28 videos

How long will it take to revise?

*The timings of our videos are:*

0 to 5 mins . . . . 107 videos  
 5 to 10 mins . . . . 112 videos  
 10 to 15 mins . . . . 22 videos  
 15 to 20 mins . . . . 4 videos  
 20 to 25 mins . . . . 1 video

# 7. DRAFT CALENDAR OF EVENTS

Date	Event	Notes
Tuesday 1st September & Wednesday 2nd September 2026	INSET Day	School will be closed to pupils to allow for staff training. <i>Pupils will return on Thursday 3rd September 2026.</i>
W.C. Monday 21st September 2026	PPE 1 Preparation Week	All week, all subjects.
W.C. Monday 28th September 2026	Health & Social Care PSA	PSA = Pearson Set Assignment This counts towards your child's final grade. This will take place during this week. Exact dates TBC in September.
W.C. Monday 5th October 2026	Construction PSA	PSA = Pearson Set Assignment This counts towards your child's final grade. This will take place during this week. Exact dates TBC in September.
W.C. Monday 12th October 2026 - Friday 23rd October 2026	PPE 1	Pupils will sit mock examinations in all subjects that they study, these will replicate the GCSE examinations in full.
W.C. Monday 26th October 2026	October half-term break	School closed. <i>Pupils will return on Monday 2nd November 2026.</i>
W.C. Monday 16th November 2026	DIRT Week	DIRT = Dedicated improvement and reflection time. During this week, pupils will receive feedback from all subjects about their performance in their PPEs, and areas for development will be worked on in class.
Monday 23rd November 2026	Progress reports sent home	You will receive your child's progress report which will contain details of their PPE results in all subjects, as well as their teacher forecast and information pertaining to your child's behaviour, effort and homework.
Thursday 26th November 2026	Parent's Evening	3:15pm - 6:15pm for all pupils.
Friday 27th November 2026	INSET Day	School will be closed to pupils to allow for staff training.
Monday 30th November 2026	School closed	Calendared holiday. <i>Pupils will return on Tuesday 1st December 2026.</i>

# 7. DRAFT CALENDAR OF EVENTS

---

Date	Event	Notes
W.C. Monday 21st December 2026	Christmas Holidays	School closed. <i>Pupils will return on Tuesday 5th January 2027.</i>
W.C. Monday 11th January 2027	PPE 2 preparation week	All week, all subjects
W.C. Monday 1st February 2027 - Friday 12th February 2027	PPE 2	Pupils will sit a second round of mock examinations in all subjects that they study, these will replicate the GCSE examinations in full.
W.C. Monday 15th February 2027	February Half-term	School closed. <i>Pupils will return on Monday 22nd February 2027.</i>
W.C. Monday 8th March 2027	DIRT week	DIRT = Dedicated improvement and reflection time. During this week, pupils will receive feedback from all subjects about their performance in their PPEs, and areas for development will be worked on in class.
Monday 15th March 2027	Progress reports sent home	You will receive your child's progress report which will contain details of their PPE results in all subjects, as well as their teacher forecast and information pertaining to your child's behaviour, effort and homework.
Thursday 18th March 2027	Invitation-only parents evening	3:15pm-5:15pm by invitation only
Friday 26th March 2027 - Friday 9th April 2027	Easter Break	There will be a programme published in the new year of Easter revision sessions being provided by staff. Your child is advised to attend where they can. <i>Pupils will return on Monday 12th April 2027.</i>
W.C. Monday 10th May 2027	Final GCSE examinations series	Final GCSE examinations series gets underway this week!

# 7. DRAFT CALENDAR OF EVENTS

---

## Still to be confirmed:

Approx. Date	Event	Notes
Oct 2026	Working Skills Day	Pupils will be off timetable all day to take part in a number of working skills sessions, aimed at preparing them for life beyond St Patrick's and the world of work.
Nov 2026	Modern Foreign Languages Speaking PPE	All pupils who study a language will sit a mock speaking examination that replicates the GCSE examination in full. Pupils will be given an exact date and time (TBC) to attend their examination once finalised in September.
Apr 2027	MFL Speaking exams and practical exams in Art, Photography and 3D design	These examinations are all final exams that count towards your child's grade. Exact dates will be confirmed in the Autumn term.

# 8. HOW DO I KNOW IF MY CHILD IS ON TRACK?

---

**Your child's progress is measured based on their GCSE target grades.**

These targets are based on a combination of factors, including:

- **Current Performance:** This is determined by the pupil's work, assessments, and progress made so far.
- **Standardised Data:** We use national benchmarks and historical data, comparing performance across similar schools and cohorts.
- **Previous Attainment:** Target grades are also influenced by your child's earlier academic performance, such as SATs results, prior exam grades, and internal assessments.
- **Teacher Expertise:** Our teachers, who are familiar with your child's strengths, areas for improvement, and overall potential, use their professional judgement to set an appropriate target.

Your child's target grades have been reviewed based on their performance in the first year of GCSE; this is to ensure that their academic progress over the past four years has been taken into account when giving your child a grade that they can aim for. These target grades have been shared with you via your child's academic reports. You will also see your child's 'predicted grade' for each subject; this is what their teacher thinks they are likely to get next summer based on how they have performed during Year 10. This is colour-coded against their target grades to show whether they are on track.

In Year 11, at the two Pre-Public Examination windows, we move to 'Forecast Grades' which rank your child in the cohort and then identify what they are likely to get based on their position in the group and the application of the grade boundaries. This is how the actual GCSE grades are allocated and so is a more accurate way to identify their likely outcome.

You will receive two reports in Year 11 (in November and March) and discuss the first report at Year 11 Parents' Evening (Thursday 27<sup>th</sup> November 2025). We will run a further Invitation-Only Parents' Evening near Easter (Thursday 19<sup>th</sup> March 2026) for those pupils who require additional support.

Ahead of these assessments periods, there will be subject-specific interventions running for those pupils who are identified as in need of additional support. This will be shared with parents, and parental support with attendance to these interventions is very important, to help ensure that pupils are maximising their outcomes by accessing all support available to them.

# 9. SUMMER WORK 2026

---


Pupils will be expected to complete work for all subjects they study over the Summer break in order to come back in September ready to roll!

As soon as details of the work set for each subject has been collated, pupils will receive a paper copy of this, and we will also send a copy home via Class Charts to all parents.

We recommend pupils complete a minimum of 3-4 hours of study per week over the holidays and would ask for your support in ensuring this is done.



# 10. KEY CONTACTS



## Head of Year

Mr Ingram - [ingram.s@stpatricksrhigh.co.uk](mailto:ingram.s@stpatricksrhigh.co.uk)

## Form Tutors

Mr Bessonies (11JB) - [bessiones.j@stpatricksrhigh.co.uk](mailto:bessiones.j@stpatricksrhigh.co.uk)

Mr Joy (11KJ) - [joy.k@stpatricksrhigh.co.uk](mailto:joy.k@stpatricksrhigh.co.uk)

Miss Wiseman (11AW) - [wiseman.a@stpatricksrhigh.co.uk](mailto:wiseman.a@stpatricksrhigh.co.uk)

Mrs Bentley (11KB) - [bentley.k@stpatricksrhigh.co.uk](mailto:bentley.k@stpatricksrhigh.co.uk)

Mrs Shepherd (11HS) - [shepherd.h@stpatricksrhigh.co.uk](mailto:shepherd.h@stpatricksrhigh.co.uk)

Mr Hindmarch (11DH\*) - [hindmarch.d@stpatricksrhigh.co.uk](mailto:hindmarch.d@stpatricksrhigh.co.uk)

Mrs Mulholland (11DH) - [mulholland.l@stpatricksrhigh.co.uk](mailto:mulholland.l@stpatricksrhigh.co.uk)

Miss Godfrey (11KG\*) - [godfrey.k@stpatricksrhigh.co.uk](mailto:godfrey.k@stpatricksrhigh.co.uk)

\*11DH formerly 10AO

\*11KG formerly 10AJ

## Senior Leadership Team Links

Mrs Jones - [jones.s@stpatricksrhigh.co.uk](mailto:jones.s@stpatricksrhigh.co.uk)

*Curriculum & Raising Standards Lead for Year 11*

Miss Mainwaring - [mainwaring.h@stpatricksrhigh.co.uk](mailto:mainwaring.h@stpatricksrhigh.co.uk)

*SENDCO & Inclusion*

Mr Macafee - [macafee.d@stpatricksrhigh.co.uk](mailto:macafee.d@stpatricksrhigh.co.uk)

*Safeguarding Lead & Behaviour*