

St Patricks RC High School



Installing the MyEd App on an Apple Device

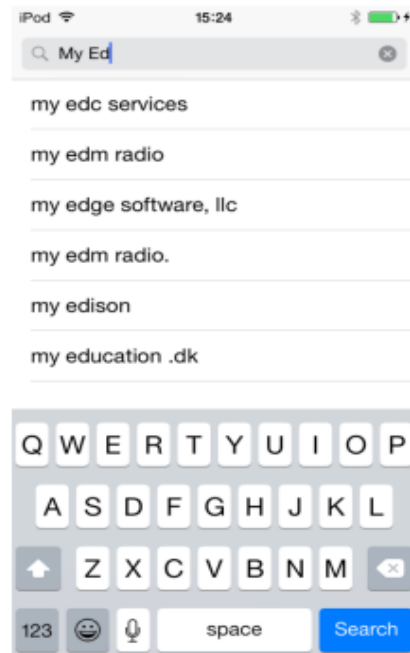
Step 1

Navigate to the app store on your phone.



Step 2

Search for the MyEd app using the search function within the app store.




Step 3

Once you have found MyEd, click the download button to add the app to your phone.



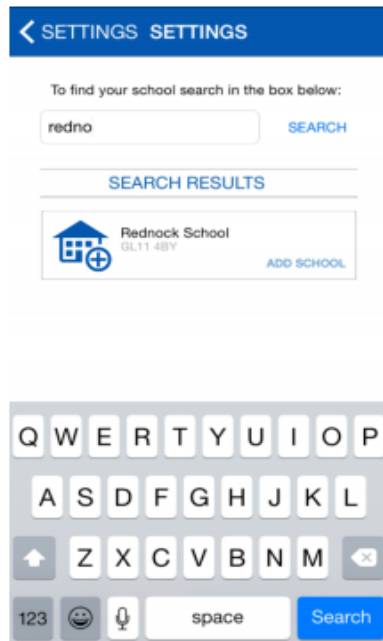
Step 4

Click the new "MyEd" app on your phone's home screen.



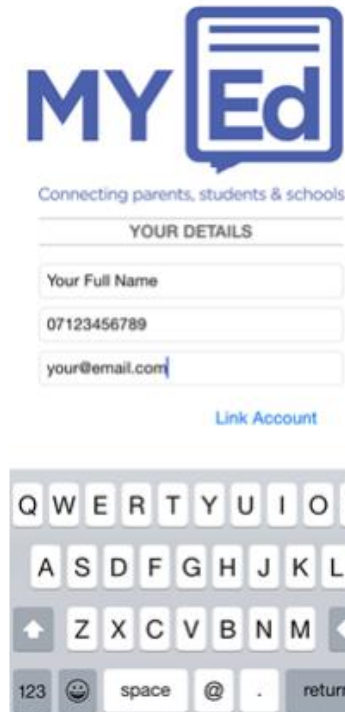
Step 5

Search for your school, then click on it when it appears in the list below the search box.



Step 6

Fill in your full name, mobile number (MUST be the same as held on the school's SIMS system) and email address.



Step 7

You will then receive a text message with a security code. Enter this code on the following screen to complete the app setup.

